

images.MD Online Encyclopedia of Medical Images

Available via Eskind Digital Library: <http://www.mc.vanderbilt.edu/diglib/>

Description

Images.MD compiles over 70,000 high-quality medical images, charts, and drawings from 75 medical subject areas. Each image is accompanied by authoritative text from 2,000 of the world's leading medical experts. This powerful resource allows you to search and create an online personal image library, produce personalized PowerPoint presentations, edit or delete text/notes associated with each image, and order CD-ROM's of your slide sets.

Accessing images.MD

To access the full range of resources and images in images.MD, **register for a free account** available to all VUMC faculty, staff, and students. This account will allow you to:

- Create a customized user profile and personalized image library
- Save images for use in slidesets and PowerPoint presentations.

images.MD has over 50,000 medical images from more than 90 collections and 2,000 contributors.

As a member of Vanderbilt Univ. Eskind Biomed. Library, you have free access to full-sized, high quality images in step with the latest developments in medicine. By filling out a simple registration form, you can also start your own image library, create PowerPoint® presentations of images in your library, and order customized CD-ROMs of your favorite slides.

[Click here to register now!](#)

Searching images.MD

Once you have logged on to images.MD, there are several ways to begin your search:

A SERVICE PROVIDED BY: Vanderbilt Univ. Eskind Biomed. Library

IMD

Images.MD

Welcome back!
Pauline M Todd
June 3, 2004
▶ LOG OUT

ADVANCED SEARCH HELP
- quick search - GO

MY SLIDES
The My Slides section allows you to create, view, and update slidesets you collect from images in the iMD library.

MY PROFILE
The My Profile section is where you can update your user information, email address, or change your password.

▶ VIEW OUR CONTRIBUTORS ▶ CONTACT US
▶ WHAT IS IMD? ▶ EMAIL A COLLEAGUE

Browse by collection
The collections to which you've currently subscribed are available for you to view anytime. To jump to a specific collection, choose a title from the pull-down menu below.
▶ - select a collection -

Our most recently added & updated collections include:

- **Pediatric Urology:** 383 new images

[Click here](#) to view supplemental images recently added to our image library.

Use advanced or quick search to access images

Browse the collection by searching over 90 image collections in numerous subject areas.

View the most recently added images

Keyword Searching

Type your search terms into the **Quick** or **Advance Search** boxes to begin selecting relevant images.



Enter your keyword(s) in the box and/or select an option from any of the menus below. Select or deselect options by holding down the Control key (Windows) or Command key (Macintosh). You can also view our Keyword Search Tips at the bottom of this page for more information.

E. coli
keyword(s)

Allergy
Anesthesiology
Cardiology

medical specialty

Chart/Graph
Illustration/Schematic/Artwork
Photograph/Halftone

image type

Algorithm
Angiogram
Angioscope

image modality

Anatomy
Autopsy/Postmortem
Behavior

clinical descriptors

show images only

12 slides per page

display preferences


Show only the most recent updates.

AIDS
Acute Myocardial Infarction and Other ...
Acute Renal Failure
Allergic Diseases
Arrhythmias: Electrophysiologic Principles
Atherosclerosis: Risk Factors and Treatment
Breast Cancer
Cardiac Imaging
Cardiomyopathies, Myocarditis, and ...
Cardiopulmonary Diseases and Cardiac ...
Cardiothoracic Anesthesia
Cardiovascular Infections
Cardiovascular Pathology
Central Nervous System and Eye Infections
Cerebrovascular Disease
Chronic Ischemic Heart Disease
Clinical Hematology
Clinical Neurology
Colon, Rectum, and Anus
Congenital Heart Disease
Contemporary Clinical Management of ...
Corneal Disease and Keratorefractive ...
Critical Care

collection

Keyword Search Tips

► **AND:** Use "and" or "&" between keywords to return results that contain both keywords (for example, **heart and failure** returns results that contain "heart"



Advanced Search Option:

1) Add limits to your search:

- Medical Specialty
- Image Type
- Collection

2) Select Results Display Preference

Search Results

On the results page, you have several options for viewing search results; click through page results to browse all images or click on the image or magnifying glass to view the full sized image and associated text.

Results for:
"E. coli"
The results of your search are displayed below. Click on the **thumbnail** or the **magnifying glass icon** to view the full size image and associated information.

Not satisfied with these results?
Use the form below to [search within the results](#) or [click here](#) to begin a new search.

This page: images 13 - 24 in 55 matches

1 • 2 • 3 • 4 • 5

Key


- VIEW FULL SIZE
- ADD TO SLIDASET
- UPDATED IMAGE
- NEW IMAGE

Display Preferences


show images only

12 slides per page

GO



Sputum Gram's stain in Escherichia coli pneumonia




Escherichia coli pneumonia

Use the arrows to move back and forth between images or to the next search hit

Add item to your personal image library by clicking the "+" icon.

ADD TO SLIDASET



Peritrichous flagella in Escherichia coli
The outermost border of E. coli displays fimbrae, fibrils, and/or colonizing factors that are indispensable in promoting adherence to mucosal surfaces. Strains that have the capacity to cause

Image Details
image type: Photograph
image modality: Micrograph
medical specialty: Infectious diseases ;

Creating a Personalized Image Library

When you select an item to be added to your account, the system will prompt you to either add this image to a pre-existing slide set or to create a new presentation. Once you have added images to your personalized account, you can access them by clicking on "My Slides" from the toolbox at the top of each screen. Click on the name of your slide profile to begin editing the format and text of your slide show.

Create/Preview PowerPoint presentations quickly and easily by sending the file to your personal email account; Delivery time ranges between 20-30 minutes

E. coli ▶ My Slides

Choose from the pull-down menus below to change the view of your slideset. Options for editing and viewing individual slides are explained by the icons to the right.

Slideset Options

- ▶ rename this slideset
- ▶ delete this slideset
- ▶ preview slideshow
- ▶ create PowerPoint@presentation

This page: slides 1 - 3 of 3 total

1

Key

- VIEW FULL SIZE
- EDIT TEXT
- DELETE FROM SET
- UPDATED IMAGE

Display Preferences

show images only

12 slides per page

GO

Peritrichous flagella in Escherichia coli

Culture plate with Escherichia coli colonies: blood agar

Peritrichous flagella in Escherichia coli

Edit Slides by clicking the "E" icon. This feature allows you to edit the caption text and change the order of your slides.

Delete slides from your presentation by clicking the "-" icon.