



In this Issue:

Meet Alyce.....Colleen Norman
Pt. Friendly Printed Labs.....Amy Mullican
Attaching Forms to Message.....Keri Revett
The New Meds Editor.....Marvin Palmer

Meet Alyce

By Colleen Norman, MBA, EMR Project Manager

This month I have the true delight of introducing my teammate and friend, Alyce Wherry. I have known Alyce since my days as a Scanning and Indexing Specialist when she was still working in Psychiatry. She has always been a champion for StarPanel and we are so lucky to have her as part of our team. Not only is Alyce, aka "The Queen", a talented StarForms creator, but she is also the resident decorator for our lobby/meeting area and if you come to visit us, you'll be sure to see her many talents on display.



I spent a few minutes with Alyce to ask her some key questions about her life in Nashville and her experiences on the EMR Team!

What is your hometown?
Nashville, TN

What high school did you attend?
St. Cecilia Academy

What is your fondest memory of high school?
Since it was against the rules to go down the main classroom corridor at lunch time, my friends and I used to crawl on our stomachs to see how far we could get. We didn't worry about our clothes getting dirty because they were just uniforms anyway.

Have you always lived in Nashville?
No, I went to school at the University of Alabama. I married during college and my ex was in the Air Force. So we lived in Lubbock, TX, for his pilot training, Tampa, Florida, and finally in Madrid, Spain for 3 years.

What do you like best about living in Nashville?
I like having my family nearby and like knowing my way around the area. Having traveled and lived in other places, it's made me realize how pretty it really is here in Nashville.

Do you have any favorite TV shows?
I like to watch 'Grey's Anatomy', 'Brothers & Sisters', and 'American Idol'.

How long have you worked at Vanderbilt?
This is my 30th year working at Vanderbilt. I remember when Medical Center North was the hospital and sometimes I still call the main hospital the "new hospital"!

How did you get the nickname "The Queen"?
When StarPanel was implemented in Psychiatry, I was one of the StarPanel Champions. We used to sing "We are the Champions" by Queen, and I guess the name stuck one day!

We all know that Halloween is your favorite holiday. Why is that?
There are so many decorating opportunities, so it is a lot of fun.

IMPORTANT ANNOUNCEMENT

You've probably already heard the news that the Patient Summary is getting a new Medications Editor **VERY SOON.**

If you haven't already, check out the tutorial for the new editor.

You can find it online from the home page of the EMR Team website under announcements.
www.mc.vanderbilt.edu/emrteam

(continued on page 2)



Meet Alyce *(continued)*

If you had an unlimited decorating budget, what would you buy?

More inflatable items for the lobby, especially for Halloween, and a few real disco balls.

Who are your kids and where do they live?

Angie (my daughter) lives with her husband Jeremy in Laguna Beach, California. My son Buck lives in Austin, Texas, with his wife Christy and my three grandkids Meg (10), Brooks (8) & Luke (4), and their 2 dogs.

What do you like to do in your free time?

I enjoy any time that I can spend with my children and their families. I have visited Angie and Jeremy in Laguna Beach – it's pretty close to Paradise! I'm very fortunate to be included on vacations with Buck and his family. Last year we went to Taos, New Mexico and Breckenridge, CO. Luke initially thought that Grandma was "too big" – i.e. OLD, to go tubing and dogsledding. By the end of the trip I proved him wrong! And, we'll all be going to Cocoa Beach, Florida at the end of June. We're creating great memories which I love.

What do you like most about working on the EMR Team?

I really enjoy working with everyone on the team. It's unusual that a group gets along as well as we do. And no one treats me like the Grandma of the team...except when I need to get my roots done. I also enjoy making StarForms. I get to do something creative every day!

As always, her teammates had some glowing remarks they wanted to share!

"Alyce is an incredible person to work with! Her sense of humor and decorating talents go unmatched! Anyone who owns a life size Alan Jackson cut out is someone you should REALLY get to know better!"

"Alyce brightens our place up with both her decorating flare and her warm, kind personality. She is always available to help even if she is swamped with other responsibilities. She is great at what she does! We are so happy to have her on our team!"

"Alyce is one of the nicest people I have ever had the honor to know at Vanderbilt. I have never seen her mad (maybe a little frustrated at times but never mad). When Alyce joined our team she brought an abundance of joy and happiness with her. Whenever I am down or sad I can always count on Alyce to be there to lift me up. She decorates our area with the changing seasons/events. This alone has helped to create a fun environment to work in. Alyce has so many wonderful attributes that it would take several pages to just scratch the surface. She is truly a gem that I cherish."

"Alyce has been at Vanderbilt longer than any of us. I think that gives her some valuable perspective that only comes with longevity. There are many times that I find myself looking to her for that perspective when things get a little rough. She's very professional, but very approachable, easy to talk to, and fun to laugh with. Of course, anyone who has visited the EMR Team offices has likely seen her talent for seasonal decorating. It is just a visible example of the way she can lift the spirits of the people around her. We are fortunate to have her on the team, and I feel very fortunate to have her as a co-worker and friend."

"I first met Alyce when implementing StarPanel in Psychiatry. The implementation meetings were a bit intimidating but Alyce was so warm and nice that it always put me at ease. She is a precious human being with a remarkable talent for StarForms creation. She has had minimal instruction for StarForms development but yet is able to simply "figure it out". She catches on so quickly and creates these documents with the users in mind. Her "keep it simple" formula makes the documents she creates a hit with the users over and over. She has taught me to always remember the user when designing tools for them to use. The team is so blessed to have her and I am so blessed to call her my friend!" ☑

New Patient-Friendly Option for Printing Labs

By Amy Mullican, RN, BSN, EMR Specialist

It is now possible to print labs that are much easier for the pt to read and understand. To do this, you

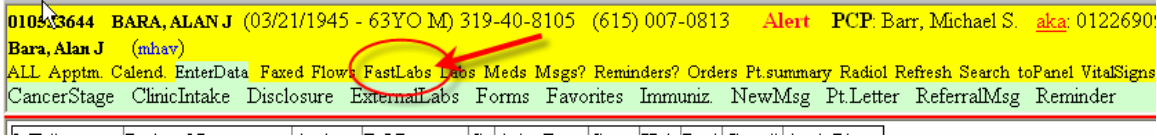
(continued on page 3)



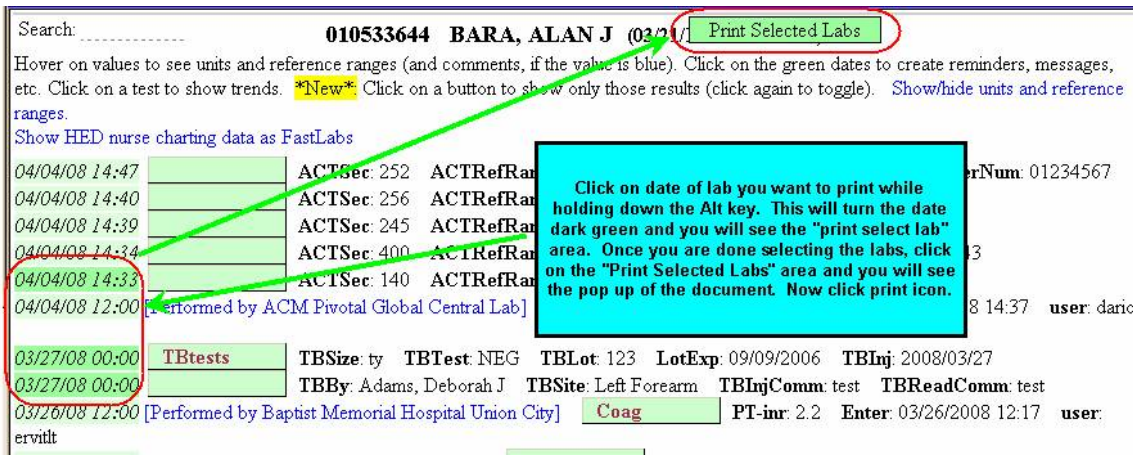
New Patient-Friendly Option for Printing Labs

(continued)

go to "Fast Labs" in the pts' record:



When the labs appear, click on the date while holding down the "Alt" key. This will allow you to choose all of the labs you would like to print for the pt. You will see a green link appear in the upper right-hand corner of the frame labeled "Print Selected Labs." When you have chosen all of the labs you would like to print, hit this button as shown below:



The printed labs will separated by category and show the reference ranges to make it easy for the patient to read.

Attaching Forms to a Message

By Keri Revett, RN, MSN, EMR Specialist

Sometimes you need to let another person know that a form has been completed in StarPanel. This can be done in a couple of ways. The first, and easiest, happens when some forms are saved. The Consult Request form is a great example...when you hit save on a Consult Request form, it automatically pops up a message basket message with the form attached (see picture at right).

Just select the basket you need to send the message to, either through your drop down lists or the VUMC directory,



(continued on page 4)



Attaching Forms to a Message

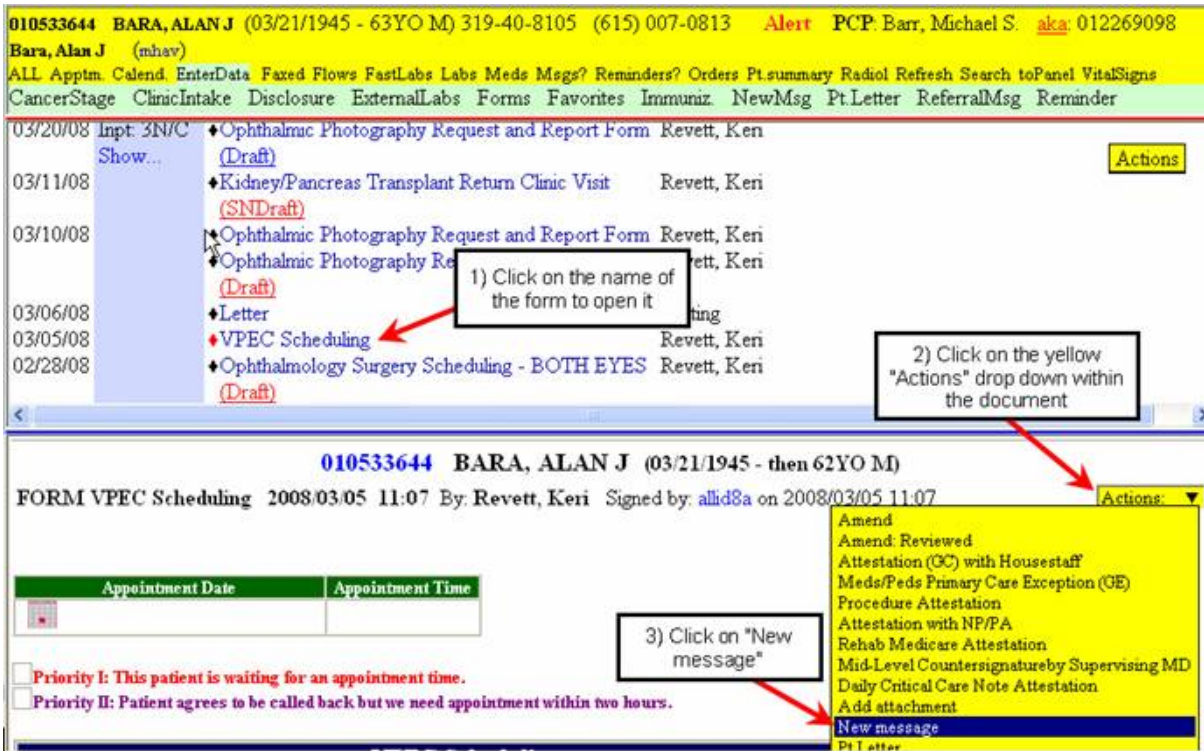
(continued)

and you're done!

The second way is to initiate a message using the "Attach to a new message" option that displays after other types of forms are finalized. This should be available for any form that does not automatically initiate a message as shown above and will start a message with the saved document attached (see picture at right).



Finally, if a document has already been saved to the chart and you're going back to send it via message basket at a later time, follow the instructions below:



This will also start a message with the form you have open as an attachment.

The New Patient Summary Meds Editor

By Marvin Palmer, EMR Data Analyst/Programmer

We are anticipating the release of the new Medications Editor to the Patient Summary as early as the latter part of this week. This will be a first step in the process of transitioning the entry of patient medication information from a totally free-text editing format to a structured, coded format. Structuring this data will open the door for new, powerful features and enhancements to be developed in the future. It will also be a significant step in Vanderbilt's effort to reduce the instances where staff have to enter the same data multiple times in different systems.

(continued on page 5)



The New Patient Summary Meds Editor

(continued)

Here is a peek at the Meds Editor with explanation of features.

Meds Editor I reviewed this section.

#	Name
1	Metoprolol 50 mg Tab (Lopressor)
2	Provent HFA 110 mcg/Actuation Aerosol Inha the inhaler twice a day for six months
3	Acyclovir (Zovirax)
4	200 mg Cap 1 capsule by mouth every 6 hours for five days
5	Diltiazem 120 mg Tab (Cardizem) 1 tablet by mouth three times
6	Amoxil 10 milliliters by mouth every 8 hours for ten days
7	Albu Solution 0.5 milliliter using a nebulizer every 8 hours
8	Albuterol Solution THIS IS A TEST RX TO SEE IF THIS PRINTER IS WORKING IF THIS SHOWS UP ON YOUR PRINTER, PLEASE CALL ME AT x6799 ALMER@VANDERBILT.EDU I PROMISE THAT THIS WORKED

Annotations:

- Additional information about an entry is available if you click on the blue "i" icon.** (Points to the blue 'i' icon in the first row)
- To delete an entry, click the red "x"** (Points to the red 'x' icon in the first row)
- If a medication is split on more than one line, you should merge them into one line using the swirling arrows on the right.** (Points to the swirling arrows in the fourth row)
- If you have made changes, this swirling arrow will turn blue. Clicking on it will undo your changes.** (Points to the blue swirling arrow in the sixth row)
- When you are done with your changes, click on the "Save" button.** (Points to the Save button at the bottom left)
- A comprehensive tutorial on using the Meds Editor is available by clicking on the "Help" link.** (Points to the Help button at the bottom center)

You can view the tutorial for the Meds Editor from the home page of the EMR Team website (www.mc.vanderbilt.edu/emrteam) under "Announcements".

Editor: Marvin Palmer

Keep an eye on it!



Information you can use about:

- Upcoming Star Panel Classes
- Upcoming Roly-Poly Wrap Sessions

Also check out:

- Our online tutorials
- EMR team member pics and bios
- EMR Team Blog

www.mc.vanderbilt.edu/EMRteam