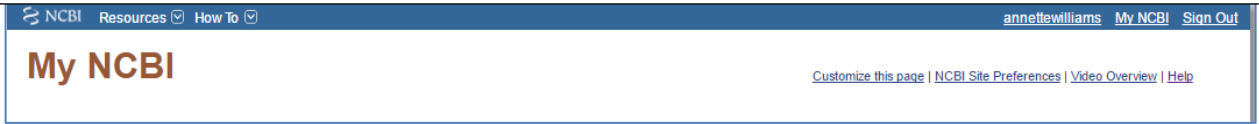


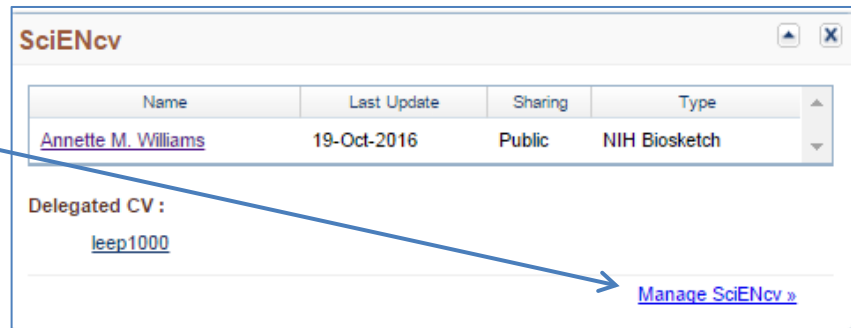
Setting up your SciENcv record based on your ORCID profile

Researchers who have an ORCID profile established can link data from ORCID to populate a SciENcv record within My NCBI.

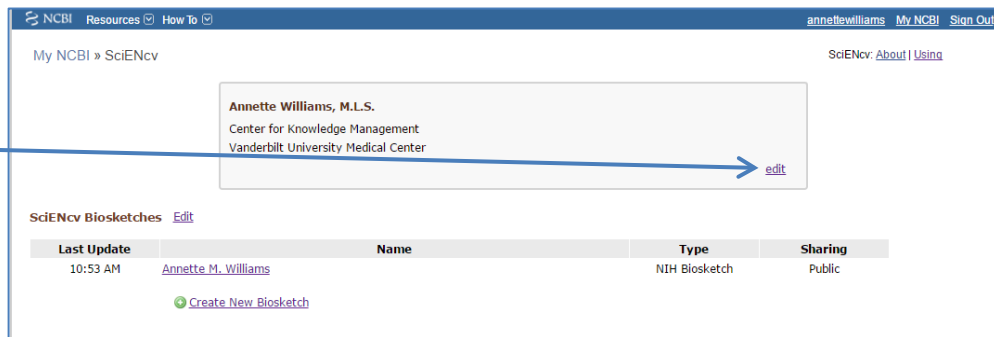
1. Within a Researcher's My NCBI account (<https://www.ncbi.nlm.nih.gov/myncbi/>) scroll down to the SciENcv section in the lower right corner of the screen.



2. Click "Manage SciENcv."

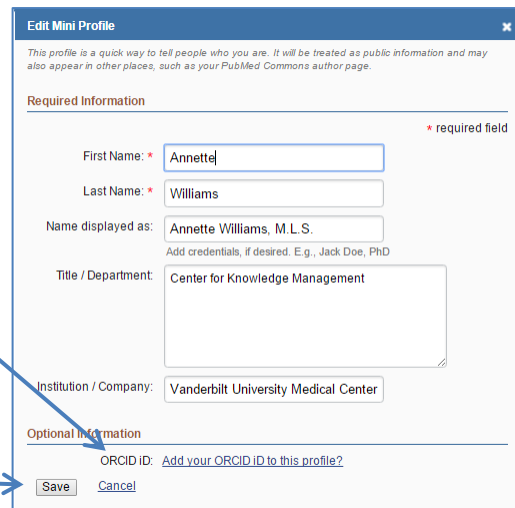


3. Click "Edit."



4. Click "Add your ORCID ID to this Profile" to allow linkage between the two accounts.

The system will take you to ORCID for you to sign in. ORCID will respond by taking you back to your SciENcv profile where you will see your ORCID id automatically inserted. Click "Save."



5. On the next screen click “Create New Biosketch” Begin creating your Biosketch by filling in the name field and format of Biosketch. Within the “Choose data source” section, click the radio button next to “External source” and select “ORCID” from the dropdown menu. Choose a sharing level and click “Create.”

6. On the next you will see your newly created Biosketch with information from your ORCID profile pulled in, including:

- Education/Training
- Positions and Honors (which may require editing)

Note, the “Biography” section from the ORCID record does not transfer to your SciENcv “Personal Statement” field.

7. Further down on your new SciENcv page, you will find two sections that will require some editing:

- Contributions to Science
- Research Support/Scholastic Performance

8. Section C. “Contributions to Science” will appear blank at initially. You may add up to 5 topics/contributions and link 4 citations to each section.

To begin click “edit” next to description and add brief prose. Then click “Selection Citations.”

9. You will see two tabs of citations to choose from: one from My NCBI's My Bibliography and one from ORCID. Choose the ORCID tab. You will see the citations brought over from ORCID

Select the relevant citations for the topic you have entered in the Description field and then click "Save citations."

Description [Delete this contribution](#)

knowledge Management tools

Citations [Save citations](#)

Please include up to four citations that are relevant to this contribution.

[My Bibliography](#) [ORCID](#)

Sort by: **Date** Select: **None** 0 item(s) selected [Refresh the list from ORCID](#) unchecked entries are hidden from display

- Giuse NB, Williams AM, Giuse DA. Integrating best evidence into patient care: a process facilitated by a seamless integration with informatics tools. J Med Libr Assoc. 2010 Jul;98(3):220-2. PubMed PMID: 20648255; PubMed Central PMCID: PMC2901005.
- Martin S, Jerome RN, Epelbaum MI, Williams AM, Walsh W. Addressing hemolysis in an infant due to mother-infant ABO blood incompatibility. J Med Libr Assoc. 2008 Jul;96(3):183-8. PubMed PMID: 18654647; PubMed Central PMCID: PMC2479049.
- Giuse NB, Koonce TY, Jerome RN, Cahall M, Sathe NA, Williams A. Evolution of a mature clinical informationist model. J Am Med Inform Assoc. 2005 May-Jun;12(3):249-55. PubMed PMID: 15684125; PubMed Central PMCID: PMC1090454.
- Lyon J, Giuse NB, Williams A, Koonce T, Walden R. A model for training the new bioinformaticist. J Med Libr Assoc. 2004 Apr;92(2):188-95. PubMed PMID: 15098047; PubMed Central PMCID: PMC385299.
- Williams AM, Giuse NB, Koonce TY, Kou Q, Giuse DA. Using knowledge management practices to develop a state-of-the-art digital library. Stud Health Technol Inform. 2004;107(Pt 1):99-103. PubMed PMID: 15360783.
- DesAutels S. Using Best Practices to Extract, Organize, and Reuse Embedded Decision Support Content Knowledge Rules from Mature Clinical Systems.

10. Your screen will refresh and your selected citations will be linked.

D. Additional Information: Research Support and/or Scholastic Performance [Done](#)

Please check/uncheck to show/hide automatically imported grants.
You can modify or delete only those grants in the User tab.

[eRA](#) [ORCID](#) [User](#)

Select: **All** **None** 0 item(s) selected [Refresh the list from ORCID](#) unchecked entries are hidden from display

- 2009/07/01-2013/06/30
0922524, National Science Foundation - Directorate for Social, Behavioral & Economic Sciences
Annette Williams (PI)
Macroeconomics and Global Climate Change
Role: PI
[Edit description](#)
- 2002/09/30-2003/12/31
1G07LM007720-01, National Library of Medicine
Annette Williams (PI)
A Scalable Model to Empower Digital Library Users
Role: PI
[Edit description](#)

11. Next, when you click on Section D. "Research Support/Scholastic Performance," again choose the ORCID tab. You will see that the grant information brought over from ORCID. Select the grants you wish to add and then click "Done."

C. Contribution to Science [Done](#)

You can add up to 5 contributions. Drag and drop tabs to rearrange.

[Add another contribution](#)

1 [Delete this contribution](#)

Description

knowledge Management tools

Citations [Select citations](#)

- a. DesAutels S. Using Best Practices to Extract, Organize, and Reuse Embedded Decision Support Content Knowledge Rules from Mature Clinical Systems.
- b. Giuse NB, Williams AM, Giuse DA. Integrating best evidence into patient care: a process facilitated by a seamless integration with informatics tools. J Med Libr Assoc. 2010 Jul;98(3):220-2. PubMed PMID: 20648255; PubMed Central PMCID: PMC2901005.

Include link to complete list of published work in [My Bibliography](#).
(Selecting this option will make the list public.)

12. Your screen will refresh and your selected grant information will be linked.

D. Additional Information: Research Support and/or Scholastic Performance [\[Edit awards \]](#)

Completed Research Support

2009/07/01-2013/06/30

0922524, National Science Foundation - Directorate for Social, Behavioral & Economic Sciences

- Annette Williams (PI)
Macroeconomics and Global Climate Change
Role: PI

2002/09/30-2003/12/31

1G07LM007220-01, National Library of Medicine

- Annette Williams (PI)
A Scalable Model to Empower Digital Library Users
Role: PI